



From Garden to Field: Growing Lavender in Ontario

OLA AGM Lunch and Learn March 21, 2024

Sean Westerveld, Ginseng and Herbs Specialist

OUTLINE

- LAVENDER TYPES
- LAVENDER PRODUCTION REQUIREMENTS
- ESTABLISHMENT
- PRUNING AND HARVEST
- PESTS
- GARDEN AND FIELD DESIGN
 - BUTCHART GARDENS
 - SEQUIM LAVENDER FARMS



Lavender Types and Cultivars



LAVENDER SPECIES

- PLANTS IN THE GENUS *LAVANDULA*
 - ***LAVANDULA ANGUSTIFOLIA* (ENGLISH LAVENDER)**
 - *LAVANDULA DENTATA* (FRENCH LAVENDER)
 - *LAVANDULA STOECHAS* (SPANISH LAVENDER)
 - *LAVANDULA LATIFOLIA* (SPIKE LAVENDER)
 - ***LAVANDULA X INTERMEDIA* (LAVANDIN)**
- PART OF THE MINT FAMILY
 - MINT, OREGANO, BASIL, THYME, SAGE, ROSEMARY

LAVANDULA ANGUSTIFOLIA VS LAVANDULA X INTERMEDIA (LAVANDIN) CULTIVARS

- **ANGUSTIFOLIA**

- EARLY BLOOMING (PEAK BLOOM JULY 1-9 IN TRIAL)
- SHORTER STEMS
- DARKER BUD COLOUR
- SWEETER SCENT
- LOWER YIELD
- HARDIER

- **LAVANDIN**

- 2-3 WEEKS LATER BLOOMING (JULY 16-18 IN TRIAL)
- LONGER STEMS
- GREEN BUDS MOSTLY
- CAMPHOR SCENT
- HIGH YIELD
- LESS HARDY
- SLIGHTLY LESS SHOWY FLOWERS

A vast field of lavender plants in full bloom, stretching towards the horizon. The plants are densely packed, with numerous tall, slender stems topped with clusters of small, vibrant purple flowers. The green foliage at the base of the plants is visible between the flower clusters. In the background, more rows of similar plants are visible, along with some taller, grass-like vegetation and a clear sky.

**ANGUSTIFOLIA -
PREMIER**



LAVANDIN – GROSSO



Lavandula stoechas –
Spanish Lavender

CULTIVARS


- *LAVANDULA ANGUSTIFOLIA*
 - FOLGATE, ROYAL VELVET, MELISSA (LIGHT PINK), MELISSA LILAC (MAUVE), HIDCOTE, SUPER BLUE (DOUBLE BLOOM) ...
 - BEST TO AVOID 'MUNSTEAD' DUE TO MISLABELLING
- *LAVANDINS LAVANDULA X INTERMEDIA*
 - GROSSO, PHENOMENAL, SENSATIONAL, EDELWEISS, GROS BLEU
 - POOR OVERWINTERING:
 - PROVENCE, TUSCAN BLUE, ALBA, FRED BOUTIN, SEAL, IMPRESS PURPLE

SOIL

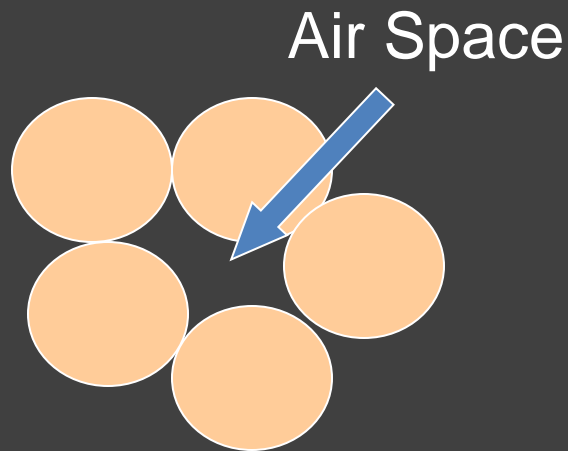
- REQUIRES WELL-DRAINED SOIL
 - SAND TO LOAM
 - CLAY SOIL SHOULD BE AVOIDED
- DRAINAGE IS ESSENTIAL IN HEAVIER SOILS
 - SLOPE
 - RAISED BEDS
 - TILE DRAINS
- STANDING WATER IN FIELD/GARDEN MUST BE REMOVED



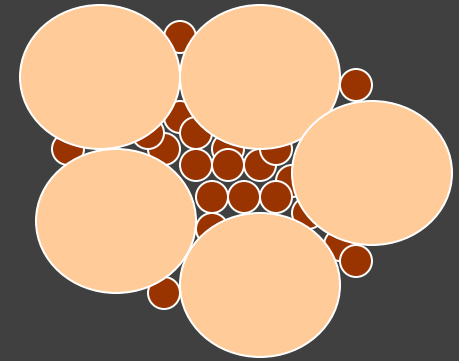
ADDING SAND OR GRAVEL TO A CLAY SOIL



Clay Soil




Sandy Soil



Sandy Clay

IMPROVING SOIL STRUCTURE

- AVOID COMPACTION
- INCREASE ORGANIC MATTER
- USE COVER CROPS
- AVOID WORKING WET SOIL



Organic matter
acts as a glue

**Clay Soil with
Good
Structure**

CLIMATE

- LAVENDER PREFERS WARM AND DRY CONDITIONS
- OPEN TO THE PREVAILING WINDS TO REDUCE DISEASE BUT WIND PROTECTION OVER WINTER
- GOOD SNOW COVER IS IDEAL
- HARDY TO ZONE 5 OR 6?
- ROW COVERS ARE ESSENTIAL





Grosso - planted late last summer - covered






Grosso - planted late last summer - uncovered

PLANT ESTABLISHMENT

- ESTABLISH BY CUTTINGS NOT SEEDS
- DIAMETER: ANGUSTIFOLIA 70-90 CM; LAVANDIN 100-120 CM
- MAY ESTABLISHMENT IS IDEAL
 - HARDEN OFF IF PURCHASED FROM GREENHOUSE
- IRRIGATE FOR ESTABLISHMENT AND BEYOND
- DON'T FORGET TO FERTILIZE AT PLANTING AND ANNUALLY
- REMOVE FLOWERS FOR THE FIRST YEAR AND PRUNE OFF DOMINANT STALKS
 - PRUNE EVERY YEAR AFTERWARDS AFTER BLOOM







Approximate
height after
flower harvest

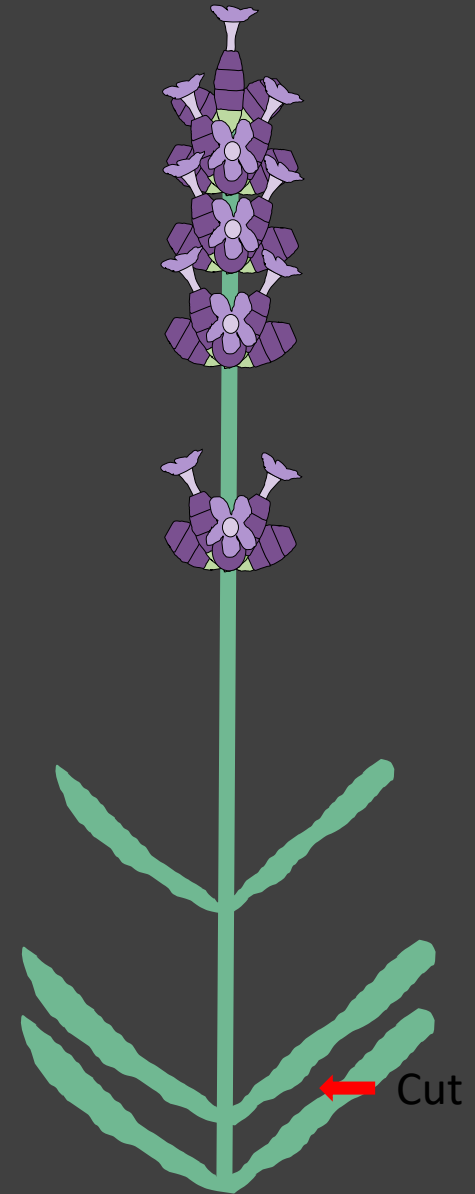
Approximate
pruning line

Start of
new growth

PRUNING

HARVEST

- DRIED BUNDLES
 - HARVEST A FEW DAYS AFTER THE START OF BLOOM
 - GENERALLY, JUST ABOVE THE 2ND PAIR OF LEAVES DOWN THE STEM
- FRESH BUNDLES
 - A WEEK LATER THAN DRIED
- ESSENTIAL OIL EXTRACTION
 - AFTER PEAK BLOOM OR AFTER THE END OF BLOOM



PESTS



Four Lined Plant Bug



Garden Fleahopper



Septoria Leaf Spot



Phytophthora Root Rot

GARDEN DESIGN CONCEPTS FOR LAVENDER GARDENERS AND GROWERS

- CHOOSE A STYLE
- ESTABLISH A FLOW
- THINK ABOUT SCALE
- ADD BALANCE, SYMMETRY AND RHYTHM
- CREATE GARDEN ROOMS: WALLS, ROOF AND PATHS
- VARY BOTH TEXTURE AND COLOUR
- REMOVE DISTRACTIONS

GARDEN DESIGN CONCEPTS FOR LAVENDER GARDENERS AND GROWERS

- CHOOSE A STYLE
- ESTABLISH A FLOW
- THINK ABOUT SCALE
- ADD BALANCE, SYMMETRY, AND RHYTHM
- CREATE GARDEN ROOMS: WALLS, ROOF AND PATHS
- VARY BOTH TEXTURE AND COLOUR
- REMOVE DISTRACTIONS





GARDEN DESIGN CONCEPTS FOR LAVENDER GARDENERS AND GROWERS

- CHOOSE A STYLE
- ESTABLISH A FLOW
- THINK ABOUT SCALE
- ADD BALANCE, SYMMETRY, AND RHYTHM
- CREATE GARDEN ROOMS: WALLS, ROOF AND PATHS
- VARY BOTH TEXTURE AND COLOUR
- REMOVE DISTRACTIONS



GARDEN DESIGN CONCEPTS FOR LAVENDER GARDENERS AND GROWERS

- CHOOSE A STYLE
- ESTABLISH A FLOW
- THINK ABOUT SCALE
- ADD BALANCE, SYMMETRY AND RHYTHM
- CREATE GARDEN ROOMS: WALLS, ROOF AND PATHS
- VARY BOTH TEXTURE AND COLOUR
- REMOVE DISTRACTIONS



GARDEN DESIGN CONCEPTS FOR LAVENDER GARDENERS AND GROWERS

- CHOOSE A STYLE
- ESTABLISH A FLOW
- THINK ABOUT SCALE
- ADD BALANCE, SYMMETRY AND RHYTHM
- CREATE GARDEN ROOMS: WALLS, ROOF AND PATHS
- VARY BOTH TEXTURE AND COLOUR
- REMOVE DISTRACTIONS



GARDEN DESIGN CONCEPTS FOR LAVENDER GARDENERS AND GROWERS

- CHOOSE A STYLE
- ESTABLISH A FLOW
- THINK ABOUT SCALE
- ADD BALANCE, SYMMETRY AND RHYTHM
- CREATE GARDEN ROOMS: WALLS, ROOF AND PATHS
- VARY BOTH TEXTURE AND COLOUR
- REMOVE DISTRACTIONS





GARDEN DESIGN CONCEPTS FOR LAVENDER GARDENERS AND GROWERS

- CHOOSE A STYLE
- ESTABLISH A FLOW
- THINK ABOUT SCALE
- SET A RHYTHM
- ADD BALANCE, SYMMETRY AND RHYTHM
- CREATE GARDEN ROOMS: WALLS, ROOF AND PATHS
- VARY BOTH TEXTURE AND COLOUR
- REMOVE DISTRACTIONS



GARDEN DESIGN CONCEPTS FOR LAVENDER GARDENERS AND GROWERS

- CHOOSE A STYLE
- ESTABLISH A FLOW
- THINK ABOUT SCALE
- ADD BALANCE, SYMMETRY AND RHYTHM
- CREATE GARDEN ROOMS: WALLS, ROOF AND PATHS
- VARY BOTH TEXTURE AND COLOUR
- REMOVE DISTRACTIONS

































Oliver's Lavender Farm



Lavender Shop →

GIFT
SHOP
→

WELCOME









OTHER CONCEPTS

- ONLY IMPLEMENT WHAT YOU HAVE TIME TO MAINTAIN
- LESS IS MORE
- CREATE SEASONS OF COLOURS/INTEREST
- HAVE A MIX OF BUSY AND QUIET AREAS



SUMMARY

- A BEAUTIFUL GARDEN OR FARM BEGINS WITH HEALTHY PLANTS
 - PROPER SOIL
 - RIGHT CULTIVAR
 - WATER AND FERTILIZER
 - PEST CONTROL
 - PRUNING
 - WINTER PROTECTION
- THINK ABOUT THE EXPERIENCE OF VISITORS TO YOUR GARDEN OR FARM
 - STYLE, FLOW, SCALE, RHYTHM, BALANCE AND SYMMETRY
 - ESTABLISH GARDEN/FIELD ROOMS
- REMOVE OR HIDE DISTRACTIONS



Thank You!

- **Blog: Onspecialtycrops.ca**
- **Growing Lavender in Ontario: An Introduction for Prospective Growers**
 - www.omafra.gov.on.ca/english/crops/facts/18-017.htm
- **Growing Lavender: Course**
 - <https://www.canr.msu.edu/growinglavender/>
- **CropIPM Lavender:**
 - <https://cropipm.omafra.gov.on.ca/en-ca/crops/lavender/overview>

For Commercial Growers: Phone: 519-420-7440

Email: sean.westerveld@ontario.ca